



RR METALMAKERS INDIA LIMITED

Date: 11th August, 2023

To,
Bombay Stock Exchange Ltd.
Phiroze Jeejeebhoy Towers,
Dalal Street,
Mumbai – 400 001

CODE NO: 531667

Sub – Submission of Quarterly Results

With reference to the above please find enclosed unaudited Financial Results for the quarter ended 30th June, 2023. The said results were taken on record by the Board of Directors on 11th August, 2023. The Review reports from the Auditor is also enclosed.

Kindly take the same on record & oblige

Thanking You,

Yours faithfully,
For **RR Metalmakers India Ltd.**

Mr. Navin Mehta
Whole-Time Director
(DIN No. –00764424)



GSTIN No.: 27AACCS1022K1ZL CIN No.: L5190MH1995PLC331822


Registered Office : B-001 & B-002, Ground Floor, Antop Hill Warehousing Complex Ltd, Barkat Ali Naka, Salt Pan Road, Wadala (E), Mumbai - 400 037, Maharashtra.

Corporate Office : 2nd Floor, Sugar House, 93/95, Kazi Sayed Street, Mumbai - 400 003.
Ph.: 022-6192 5555 / 56 • **Email :** info@rrmetalmakers.com • **Website :** www.rrmetalmakers.com

Limited Review Report on the Unaudited Financial Results of RR Metalmakers India Limited for the quarter ended 30 June, 2023 pursuant to Regulation 33 of the SEBI (Listing Obligations and Disclosure Requirements) Regulations, 2015 as amended

The Board of Directors of
RR Metalmakers India Limited

1. - We have reviewed the accompanying statement of **unaudited financial results of RR Metalmakers India Limited** (the 'Company') for the quarter ended June 30, 2023 (the 'Statement'), being submitted by the Company pursuant to the requirement of Regulation 33 of the SEBI (Listing Obligations and Disclosure requirements) Regulations 2015 as amended.
2. The preparation of the Statement in accordance with the recognition and measurement principles laid down in Indian Accounting Standard 34, (Ind AS 34) "Interim Financial Reporting" prescribed under Section 133 of the Companies Act, 2013, as amended, read with relevant rules issued thereunder and other accounting principles generally accepted in India is the responsibility of the Company's management and has been approved by the Board of Directors of the Company. Our responsibility is to issue report on the statement based on our review.
3. We conducted our review of the Statement in accordance with the Standard on Review Engagements (SRE) 2410 "Review of Interim Financial Information Performed by the Independent Auditor of the Entity", issued by the Institute of Chartered Accountants of India. This standard requires that we plan and perform the review to obtain moderate assurance as to whether the statement is free of material misstatement. A review is limited primarily to inquiries of company personnel and analytical procedures applied to financial data and thus provide less assurance than an audit. We have not performed an audit and accordingly, we do not express an audit opinion.




4. Attention is drawn to the fact that the figures for the three months ended 31 March 2023 as reported in the Statement are the balancing figures between audited figures in respect of the full previous financial year and the published year to date figures up to the third quarter of the previous financial year. The figures upto the end of the third quarter of previous financial year had only been reviewed and not subjected to audit.

5. Based on our review conducted as above, nothing has come to our attention that causes us to believe that the accompanying statement of unaudited financial results prepared in accordance with applicable Indian Accounting Standards ("Ind AS") specified under Section 133 of the Companies Act, 2013 as amended, read with relevant rules issued thereunder and other recognized accounting practices and policies has not disclosed the information required to be disclosed in terms of Regulation 33 of the SEBI (Listing Obligations and Disclosure Requirements) Regulations, 2015 including the manner in which it is to be disclosed, or that it contains any material misstatement.

For **M. A. Chavan and Co.**

Chartered Accountants


Firm Registration Number: 115164W



CA Romit M. Chavan

Membership Number: 171005

Partner



Thane, 11.8.2023

UDIN: 23171005BGSYMV5703

Certificate no. MAC/2023-24/056

RR METALMAKERS INDIA LIMITED
Registered Office:- B-001 & B-002, Ground Floor, Antop Hill Warehousing Complex Ltd, Barkat Ali Naka, Salt Pan Road, Wadala (E),
Mumbai- 400037, Maharashtra
Corporate Office:- 2nd Floor, Sugar House, 93/95, Kazi Sayed Street, Masjid West, Mumbai- 400 003.

STATEMENT OF UNAUDITED FINANCIAL RESULTS FOR THE QUARTER ENDED JUNE 30, 2023					in Lakhs
Sr. No.	Particulars	For three months ended			Year ended
		30-Jun-2023	30-Jun-2022	31-Mar-2023	31-Mar-2023
		Unaudited	Unaudited	Audited	Audited
	Income				
(a)	Revenue from Operations	4,974.10	1,964.69	1,493.57	8,416.89
(b)	Other Incomes	8.29	7.56	11.27	43.59
1	Total Revenue	4,982.39	1,972.25	1,504.84	8,460.47
	Expenses				
(a)	Purchase of stock in trade and direct expenses	4,688.32	1,629.02	1,286.47	7,637.56
(b)	Changes in inventories of Finished Goods	80.70	249.14	49.14	413.24
(c)	Employees benefit expenses	7.82	14.87	9.73	45.11
(d)	Finance Costs	144.86	89.38	87.12	398.80
(e)	Depreciation and amortisation expenses	9.93	10.65	10.31	42.26
(f)	Other expenses	6.12	4.18	14.35	32.53
2	Total Expenses	4,937.75	1,997.24	1,457.12	8,569.50
3	Profit/(loss) before exceptional items & tax (1-2)	44.64	(24.99)	47.72	(109.03)
4	Exceptional Items	-	-	-	-
5	Profit/(loss) before tax	44.64	(24.99)	47.72	(109.03)
VI	Tax (Expense) /Saving				
(a)	(1) Current Tax	(21.02)	-	-	-
(b)	(2) Deferred Tax	(2.54)	0.19	5.50	6.08
6	Total Tax (Expense) /Saving	(23.56)	0.19	5.50	6.08
7	Profit/(loss) After Tax for the period (5 + 6)	21.08	(24.80)	53.21	(102.95)
	Other Comprehensive Incomes				
	Gain/(Losses) on Remeasurements of the Defined Benefit Plans	-	-	1.91	1.91
	Revaluation Surplus	-	-	-	-
	Income tax relating to items that will not be reclassified to PNL	-	-	(0.14)	(0.14)
8	Total Comprehensive Income	-	-	1.77	1.77
9	Total Comprehensive Income for the period (7 + 8)	21.08	(24.80)	54.98	(101.18)
10	Paid-up Equity Share Capital (Face Value of ` 10 each)	900.88	781.07	900.88	900.88
11	Reserves excluding Revaluation Reserve	-	-	-	(333.99)
12	Earnings per equity share (EPS) (Face value of ` 10/- each)				
	Basic (*)	0.25	(0.33)	0.64	(1.23)
	Diluted (*)	0.25	(0.33)	0.64	(1.23)
	* Not annualised for the interim periods				



There were no discontinued operation(s) during the periods presented

Notes :

- The above financial results have been prepared in accordance with Indian Accounting Standards ("Ind AS") notified under Section 133 of the Companies Act 2013, read together with the Companies (Indian Accounting Standards) Rules, 2015 (as amended).
- These financial results have been reviewed and recommended by the Audit Committee and approved by the Board of Directors in its meeting held on 11/08/2023
- The figures for the quarter ended 31st March 2023 are the balancing figures between the audited figures in respect of full financial year and the published year to date figures upto the third quarter of the relevant financial year.
- Other Income comprises mainly of Interest Income received from Bank and Rent Income.

M. A. Chavan

Mumbai, 11/08/2023



By order of the Board of Directors

Navin Mehta



Navin Mehta
Whole Time Director, DIN- 00764424

Particulars		For three months ended			Year ended
		30-Jun-2023 Unaudited	30-Jun-2022 Unaudited	31-Mar-2023 Audited	31-Mar-2023 Audited
1 Segment Revenue Trading 1,626.74 1,365.43 7,496.26 Manufacturing 337.95 68.68 845.60 Total Sales 1,964.69 1,434.10 8,341.85 Less: Inter Segment Revenue other operating Income 8.29 59.47 75.04 Total Segment Revenue from Operations (a) 1,982.22 1,493.57 8,416.89					
2 Segment Results Steel and Iron ore-Trading 230.52 47.14 128.97 333.91 Steel Manufacturing (41.19) 17.25 (5.24) (87.73) Profit before interest and tax 189.33 64.39 123.73 246.18 Less: Interest/Finance Cost -Trading (141.29) (89.38) (83.08) (384.64) Less: Interest/Finance Cost -Manufacturing (3.57) (3.70) (14.16) Add: Exceptional Items Add: Other unallocable Income net of unallocable Expenditure. 44.47 (24.99) 10.76 43.59 Total Profit before tax 44.47 (24.99) 47.71 (109.03)					
3 Segment Assets Steel and Iron ore-Trading 4,316.30 4,364.84 4,473.64 4,473.64 Steel Manufacturing 383.42 759.71 464.62 464.62 Unallocated (555.64) (48.30) (558.36) (558.36) Total Assets 4,144.08 5,076.25 4,379.90 4,379.90					
4 Segment Liabilities Steel and Iron ore-Trading 3,892.55 3,592.85 3,560.10 3,560.10 Steel Manufacturing 130.09 898.18 722.17 722.17 Unallocated (555.64) (48.30) (558.36) (558.36) Total Liabilities 3,467.00 4,442.73 3,723.91 3,723.90					
5 Capital Employed 677.08 633.52 655.99 655.99					

By order of the Board of Directors

Navin Mehta

Navin Mehta
Whole Time Director, DIN- 00764424



Navin Mehta

Mumbai, 11/08/2023